

Selection and use of personal protective equipment (PPE) in healthcare settings

October 18, 2017

Disease Control and Prevention Center
National Center for Global Health and Medicine

Yuko Sugiki

Shinichiro Morioka, M.D.

Today`s content

- ✓ Provide information on the selection and use of PPE in healthcare settings.
- ✓ Practice how to safely don and remove PPE.



Selection and use

You should ask yourself the following questions:



- ✓ Who is exposed and to what?
- ✓ How long are they exposed for?
- ✓ How much are they exposed to?


Selection and use

When selecting and using PPE:

- ✓ Choose equipment that suits the user – consider the size, fit and weight of the PPE. If the users help choose it, they will be more likely to use it.
- ✓ If more than one item of PPE is worn at the same time, make sure they can be used together, eg wearing safety glasses may disturb the seal of a respirator, causing air leaks.
- ✓ Instruct and train people how to use it, eg train people to remove gloves without contaminating their skin. Tell them why it is needed, when to use it and what its limitations are.

How to don PPE appropriately







Powered Air Purifying Respirator (PAPR)

TR - 300

High Efficiency (HEPA)
filter only






HEPA filter




Headtop








Disposable



Reuse
(Less than 10 times)



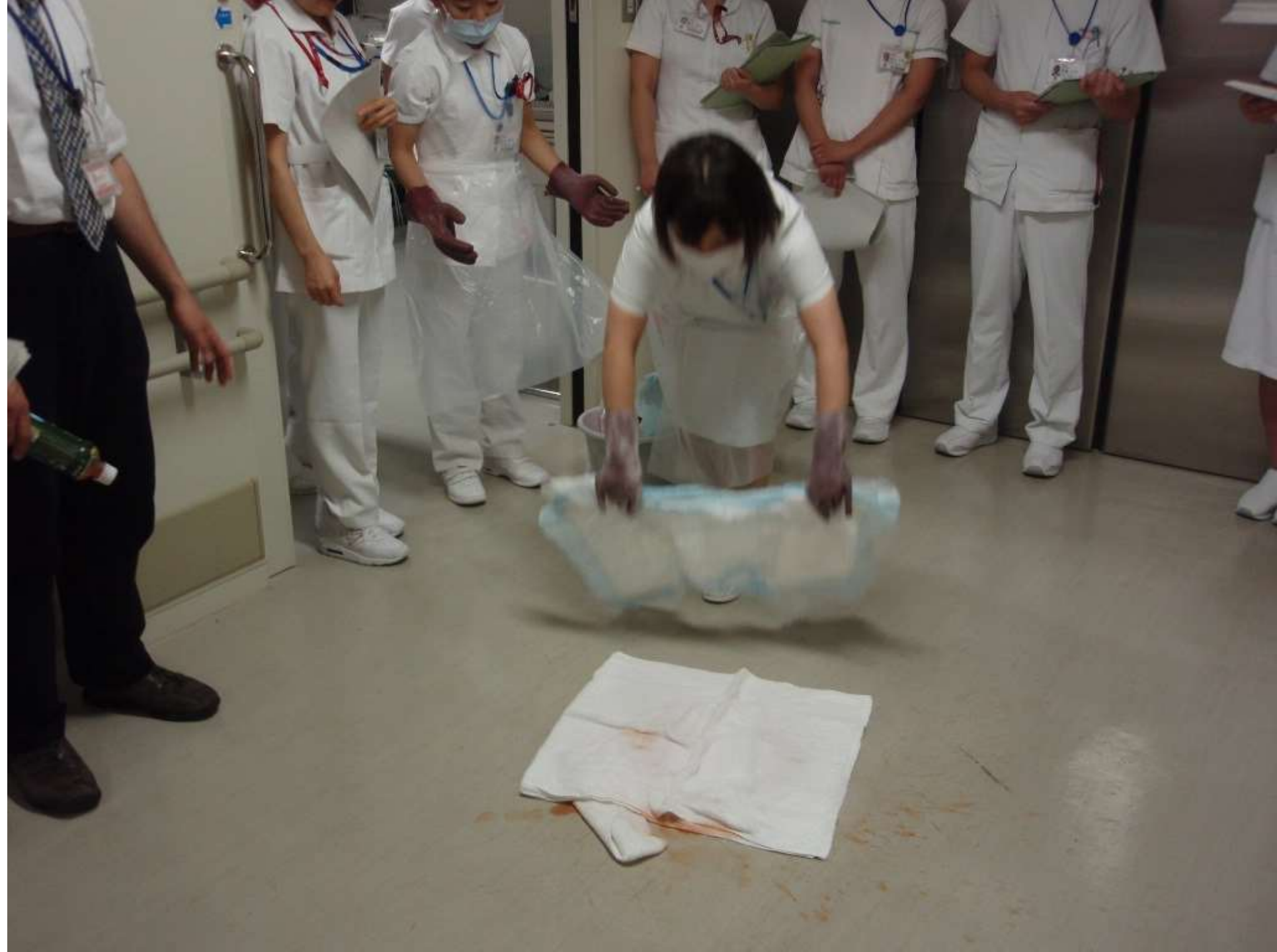
Reuse

How to deal infectious vomitus













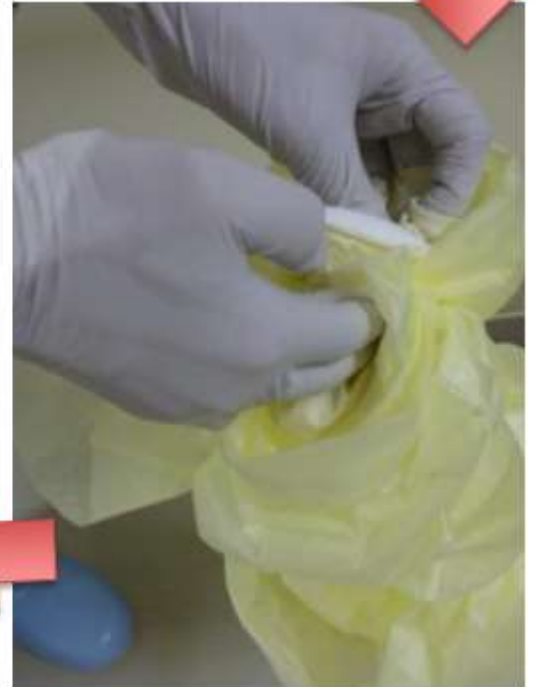




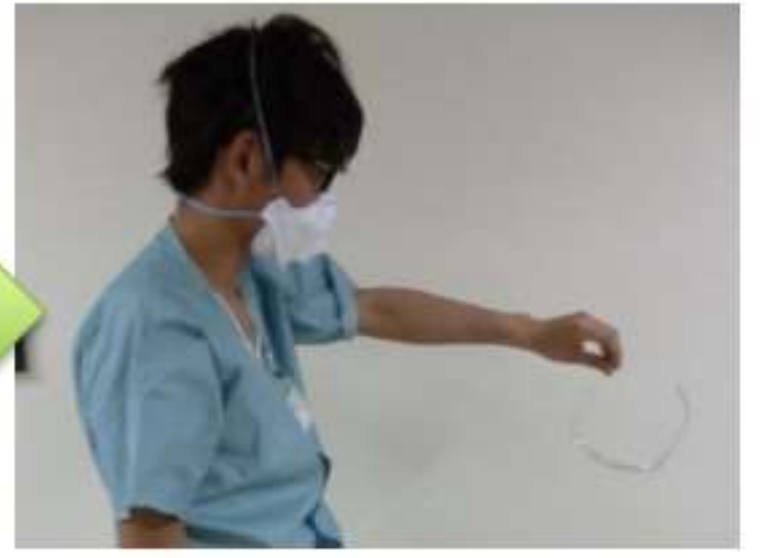




How to remove PPE safely











Open discussions